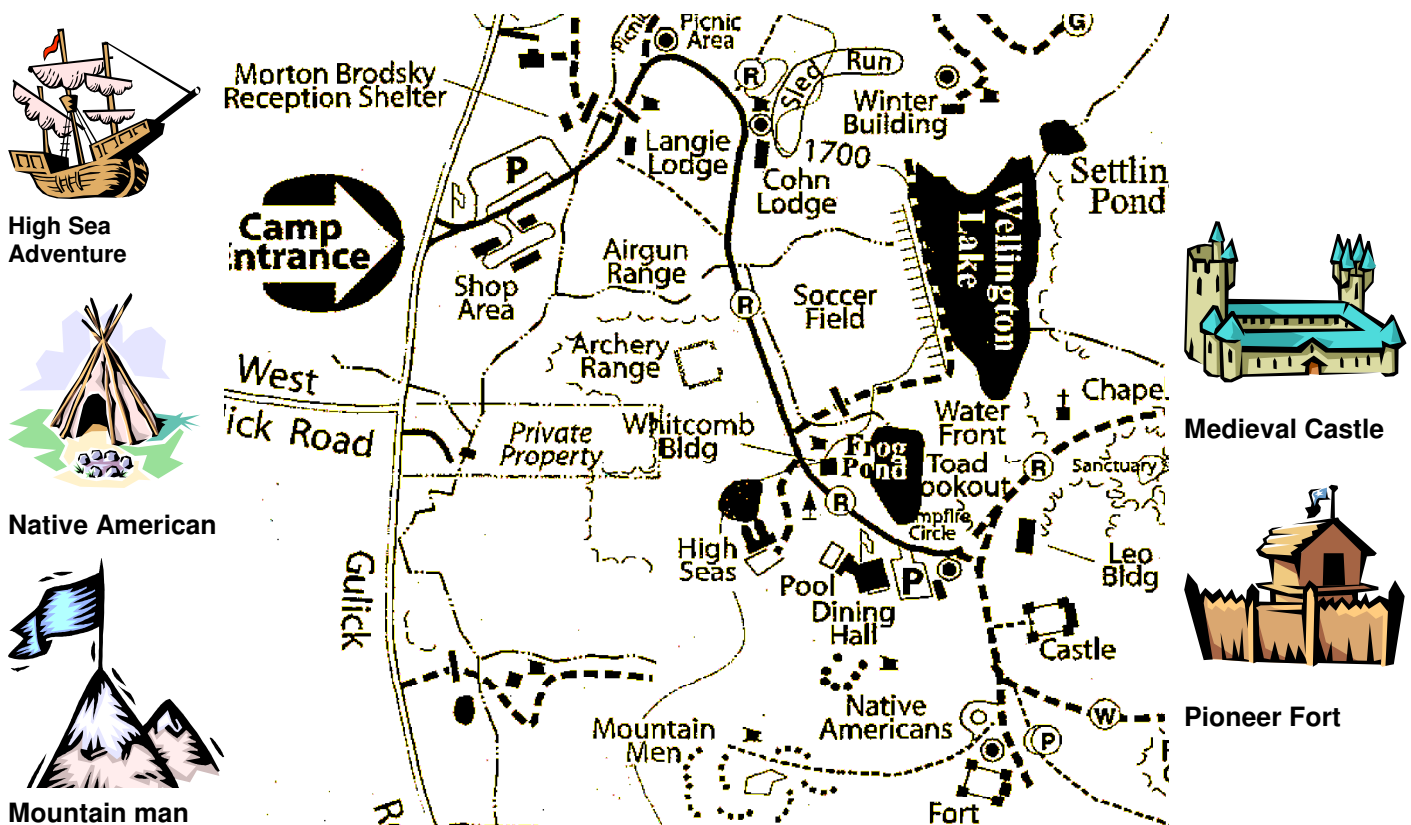


2011 CUB SCOUT ADVENTURE CAMP

PARENT/LEADER GUIDE

YOUR ROAD MAP TO FUN AND ADVENTURE



J. Warren Cutler Scout Reservation

SENECA WATERWAYS COUNCIL

585-244-4210 • 585-374-8656 (summer only)

474 East Avenue Rochester, NY 14607-1992

Dear Cub Scout Parents and Leaders:

Welcome to Cub Scout Adventure Camp 2011! (CSAC)


You are about to adventure into a classroom in Nature's beauty. While you guide your youth, you will see imaginations go wild; relationships develop in a caring and supportive way and participate in quality family time.

We have presented our Cub Scouts an opportunity not only to have fun in a safe and nature appreciative environment, but also a chance to build life skills that will shape their adulthood. They will be offered physically and intellectually challenging activities, new and rewarding experiences, healthy and respectful adventures and most of all, an environment that will fuel their eagerness to learn.

Help me to make their experience something they will never forget! Use this Guidebook to prepare yourself and your Cub Scout for camp. While we suggest age levels for some villages, any Cub may attend any village except that Mountain Man is recommended for WEBELOS. Come enjoy the camp, and the Adventure.

Thank you for wanting to experience this unique adventure. I hope to have the opportunity to meet each and every one of you at camp this summer.

Yours in Scouting,

A handwritten signature in cursive script that reads "Dave Cheney". The signature is written in black ink and is positioned to the right of the printed name "Dave Cheney".

Dave Cheney
Camp Director

Pre Camp. . .

- _____ 1. Determine how the Cub Scouts and leaders are going to reach camp. In an attempt to cut down on traffic and parking we encourage you to talk about carpooling with other members from your pack before heading to camp. Please use as few cars as possible.

- _____ 2. If your Cub Scout is going to the camp with another leader or adult, be sure to discuss how he will be going to and from camp with that person. If you are not attending camp with him, but will be taking him to and from camp, be sure he arrives on time and is picked up promptly after Family Night. Be sure he is aware of who will be taking him to and from camp, and where to meet. If a Scout is to be picked up by someone whom did not bring the child to camp, an early-release of minor form must be filled out. [See end section]

- _____ 3. Camp registration fees are paid in full (this *must* be done prior to attending camp).

- _____ 4. All Campers must have completed health forms with them. *No one may attend without a completed, current health form.* **Remember that all CSAC adults and youth need parts A and C completed, WEBELOS week adults and youth need all 3 (A,B and C) completed with a Dr's signature.** Forms are available at the Scout Service center or on our website at www.senecawaterways.org We recommend you make a copy to keep for your own records. The health form you turn in will not be returned to you. All medications need to come in their original bottles with the prescription clearly attached. Also bring a completed medication form.

- _____ 5. The first meal at camp is dinner. Be sure to eat lunch before coming to camp. No food will be available until the evening meal.

- _____ 6. Notice of any change of adult partner or leader must be given to the Service center before arriving at camp. Please call 241-8545 to advise of any changes.

- _____ 7. If you are planning to send mail to your Cub while he is at Cub Scout Adventure Camp, please plan ahead. Campers are only in camp for 2½ days(6 days for WEBELOS week). Mail needs to be sent early to ensure delivery.

Camp Mailing Address:

Camper's name and Pack number
Cub Scout Adventure Camp/Village Name
7131 Gulick Road
Naples, NY 14512

WHAT YOU WILL NEED TO BRING

MEDICAL FORMS/MEDICATIONS

Each Cub Scout, leader, parent, and sibling must have a completed and current Annual Health and Medical Record to participate in the camp programs. Complete the “Annual Health and Medical Record” Parts A and C only, regardless of your age, for traditional CSAC. **Complete Parts A, B and C with a Doctor,s signature for Webelos Weeks.** These are available at the Scout Service center or on-line at www.senecawaterways.org. Make a copy of your form, take both copies to camp - keep one copy in your gear and turn the original form in to the Health Director at Medical Check-In. All prescription and over the counter medications must be in their original containers with original labels intact. They must be submitted to the camp Health Director at screening. Please use the Medication for Permission for Scout Camp Form, (also available on –line). This form must be signed by a doctor.

UNIFORMS

The official Cub Scout/Webelos Scout uniform (blue or khaki) is the camp uniform for youth. The official leaders’ uniform is the camp uniform for adult leaders. Uniforms are worn for evening meals. Village costumes will be made during camp for use, as activities require. The daily activity uniform is any Scouting related T -shirt** (T-shirt with a Scouting logo such as Cub Scout events, pack shirts, and those available through National Supply at the Scout Servicenter) with shorts or trousers.

YOUTH EQUIPMENT LIST

_____ Flashlight	_____ Medical Form	_____ Underwear (3 sets)
_____ Extra batteries	_____ Cub/Webelos Uniform	_____ Sneakers (2 pair)
_____ Swim Suit	_____ Slide & Neckerchief	_____ Socks (min. 3 pair)
_____ Towels (2)	_____ Boots (for rain/mud)	_____ Pants (2 pair)
_____ Handbook (Tiger, Wolf, Bear, Webelos)	_____ Pajamas	_____ Shorts (min 2)
_____ T-shirts (2 min.**)	_____ Sleeping Bag or 3 warm blankets*** and a pillow	_____ Poncho/rain jacket
_____ Personal gear: soap, comb, toothbrush, toothpaste, etc	_____ Spending money for Trading Post (\$25.00 suggested)	_____ Sweatshirt, jacket, or heavy sweater***
_____ Shower Shoes	_____ Canteen/Water bottle	_____ BSA hat

LABEL YOUR GEAR!!!

** Village T-shirts are available at the Camp Trading Post. Some are also available at the Rochester or Geneva Scout service centers.

*** Temperatures vary as much as 30 degrees between day and night. It is best to be prepared for cool nights and warm days.

LEADER'S OPTIONAL EQUIPMENT SUGGESTIONS

_____Lawn chair or camp chair

_____Camp lantern (**BATTERY ONLY**)

_____Song book, skit book, How-To Book

_____Clipboard/notebook (to carry notes/handouts)

_____Daypack / knapsack (to carry extra gear during camp programs)

_____ Paper, Pen/Pencil

OPTIONAL EQUIPMENT FOR ALL

_____ Camera and film

_____ Sunscreen

_____Musical instrument

_____ Bible or prayer book

_____ Mosquito net

_____Insect repellent
(non-aerosol ONLY)

_____ Fishing pole/tackle

_____ Phone Card (cell phones have very limited service)

JOHN BERGGMAN TRADING POST @ CSAC

This fully stocked Trading Post will be open daily for purchases of Village logo items, Scout items, program supplies, resource materials, camping equipment, snacks and sundries.

Trading Post hours will be posted outside of the building.

DIRECTIONS TO CUB SCOUT ADVENTURE CAMP (CSAC)

located on the J. Warren Cutler Scout Reservation

From the Village of Honeoye:

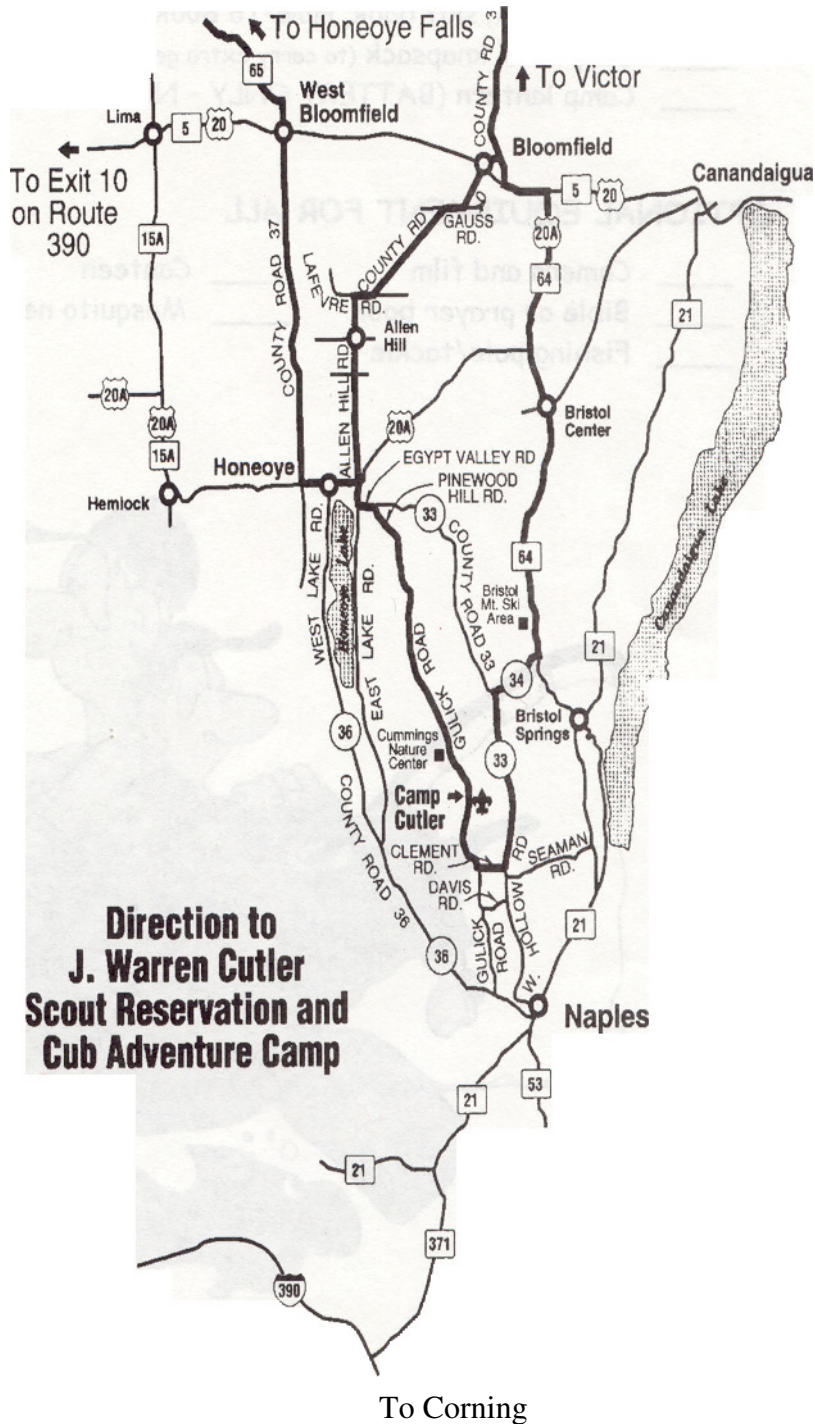
Take Route 20A East. Turn right onto East Lake Road then left on Egypt Valley Road. At the top of the hill turn right onto Pinewood Hill Road, follow the road that will turn into Gulick Road. Look for the Cumming Nature Center sign, which is 3.7 miles before camp. The entrance to the camp is on the left-hand side of Gulick Road.

From Monroe County:

Take I-490 East to the Victor exit. Go through the Village of Victor, make a right turn onto Maple Street (Route 444) in the center of the Village, at the National Bank of Geneva. Follow all the way out to Route 5 & 20, turn left. At the next light, turn onto NY 64/US 20A. Go past Bristol Mountain Ski Resort, and then turn right onto County Road 34. From County Road 34, turn left onto West Hollow Road, then right onto Clement Road, then another right onto Gulick Road. The entrance to the camp is on the right hand side of Gulick Road.

From Geneva:

Take Route 5 & 20 west, Go thru Canandaigua. Turn left on Rt 21 south. Stay on county road 32, until you get to Bristol center. Turn left on 64. Go past Bristol Mountain Ski Resort, and then turn right onto County Road 34. From County Road 34, turn left onto West Hollow Road, then right onto Clement Road, then another right onto Gulick Road. The entrance to the camp is on the right hand side of Gulick Road.



CHECK – IN. . .

1. **ARRIVAL TIME**- Check in time for all campers is 1:30 - 2:00 PM. *Please do not arrive late.* You will need to arrive early enough to locate medical forms and medications in your gear so they can be given to the Camp Health Director during the health screening (see #5); you will not, however, be able to check into your Village before 1:30 PM., so plan your arrival time accordingly.
2. **ENTERING THE CAMP** - Check in with the welcoming staff before you drive to the upper parking lot located near the Dining Hall. There you will locate the sign of the Village for which you are registered.
3. **WHERE TO PARK** - The upper parking lot is a *staging area only*. Drop all gear in this area, and then proceed back to the lower parking lot where you will leave your vehicle. **NO VEHICLES MAY BE LEFT IN THE UPPER PARKING LOT.**
4. **RETURN TO YOUR VILLAGE**-*Proceed* on foot to the upper parking lot. Pick-up your gear and head to your Village where you will meet the Village Director. Get your bunk assignment, stow your gear, and prepare for the health screening, swim check and orientation. (See #5).
5. **HEALTH SCREENING/SWIM CHECK AND TOURS** - You may proceed to these areas individually. **REMEMBER TO TAKE YOUR SWIMSUIT, TOWEL, AND ALL MEDICATION.** Proceed to the camp Dining Hall where you will receive a health screening, and swim ability check. All first time campers are required to take a camp tour; returning campers are welcome to take a refresher tour. All tours leave from the front porch of the Camp office at the following times: 2:00pm, 2:30pm, 3:00pm, 3:30pm, 4:00pm, and 4:30pm.
6. **VILLAGE ORIENTATION** – Return to your Village by 5:00pm for a mandatory camp orientation. Orientation will cover topics for camp procedures, emergency procedures, and the camp’s medical plan.

Important Camp Policies...

GUESTS IN CAMP/PETS

Non-registered BSA youth, including guests and siblings, are not allowed to attend camp except during family camp sessions or after 3:00pm on Family Night. Pets are not allowed on camp property [exception Leader or Guide dogs]

ALCOHOL / SMOKING

In accordance with the policies of the Boy Scouts of America and Seneca Waterways Council Inc., alcohol is prohibited on the entire reservation. Also, be aware that smoking is only allowed within the camp's designated smoking area. Children are not allowed to accompany adults to the smoking area.

FIRE ARMS, FIREWORKS, AND ARCHERY EQUIPMENT

In the interest of safety at camp, all personal firearms, fireworks, and archery equipment are prohibited at camp and must be left at home. The camp will provide all the shooting sports equipment you will need.

CHILD:ADULT RATIO

When attending camp the required minimum child to adult ration is 4:1. Thus a den of eight may come to camp with two adults [minimum]. This is for the health and safety for those attending.

LEADERSHIP

Cub Scout Adventure Camp observes the Boy Scout of America's youth protection guidelines including two-deep leadership. Please be aware that an adult should never be alone with a child. A minimum of two adults are required in all situations.

BUDDY SYSTEM

The long history of the "buddy system" in Scouting has shown that it is always best to have at least one other person with you and aware at all times of your circumstances and what you are doing in any outdoor or strenuous activity. At camp, Scouts always travel in the buddy system wherever they may go. This includes the camp store, dining hall, or even the restroom.

Sign In/Sign Out Boards

ALL CAMPERS WHO NEED TO LEAVE CAMP DURING CAMP SESSIONS MUST INFORM THE VILLAGE DIRECTOR AND SIGN OUT AT THE CAMP OFFICE. Upon returning to camp, campers will need to sign back in at the Camp office before returning to their Village.

Youth campers may not leave camp without permission from their parent or guardian. For early pick-up and all other issues regarding removing a youth from camp, see "Policy Regarding Early Release of Minors" in this guide.

During Camp. . .

HEALTH & SAFETY

The office of the Camp Health Director is located next to the camp office. The Health Director is responsible for First Aid, the filing of health forms, and dispensing of all medications.

Adult campers should make safety in camp a priority. Report any unsafe practices immediately. Remember to give all medications to the Camp Health Director during the health screening. Medications must be in original containers and be clearly labeled with the name of the prescription user and the dosage. Only the Camp Health Director will release medications to Campers and Staff. Parents and leaders are asked to be especially aware of all health concerns, especially allergic reactions to plants, food, or insect bites. Be sure shoes and socks are worn at all times (not open-toed shoes or sandals), and immediately stop anyone from throwing rocks, stick jabbing, or running (especially on inclines and in bushy areas). With some simple precautions and common sense, accidents almost always can be avoided.

In the event of fire, severe weather, a lost camper, or any other emergency, follow the directions of the Village Director and lend assistance immediately when asked. If we all work together, everyone will have a super, safe camping experience.

TELEPHONE INFORMATION

The camp telephone is located in the business office and is for business and emergency use only. The camp telephone numbers are as follows:

Camp office: 585-374-8656

Camp Fax: 585-374-8657

In the case of extreme emergency only, call the Camp Ranger at 585-374-5770.

NIGHT SCHEDULE

The camp program has been designed to conform to the National Standard of observing at least 8 hours of rest at night. We ask all campers, youth and adults, to observe the quiet hours of 10:00 p.m. to 6:00 a.m. The staff, as well as the campers, needs to rest for the next day of fun and adventure.

MEALS / VISITOR MEALS

All meals in camp are prepared in the camp's Dining Hall. The entire camp eats meals together; announcements, songs, and grace also take place in the Dining Hall. [exception Mountain Man rendezvous (day 2) and WEBELOS week outings.]

Tuesday & Saturday evenings are Family Nights. Family members and visitors are welcome. Tickets for dinner need to be purchased in advance at the Camp office and cost \$7.00 each. The meal begins at 6:00 PM.

SHOWERS and FACILITIES. . .

A central shower house and restroom facility is located at the Dining Hall. Campers are encouraged to check with the Village Director about its use and availability as each Village has its own Restroom facilities. **It is the policy of the BSA** adults and children's restroom facilities are separated. **Adult/Staff** shower facilities are available at High Seas, Castle and Fort.

Remember each Village is the summer house of our staff and your home during your stay. Good conduct, courtesy, and the proper authorized use of the Village should be maintained at all times. Please advise Staff if any facilities need attention or lack supplies.

It is **the policy of the BSA** that adult male and female housing is separate. Separate sleeping quarters and showers are available in the Villages. All sleeping quarters are private areas. Only current residents of those areas should be in them. Improper use or entry should be brought to the attention of the Village Director immediately. Individuals responsible for damages will be held accountable.

The Camp Programs...

The camp programs provide opportunities for Cub Scouts and Webelos Scouts to work on advancement and learn about a different culture and time. Activities will include sessions incorporating various Scout skills, free time to enjoy the great outdoors and camp-wide events, which will incorporate the spirit of the individual Villages. The most important aspect of all the events, of course, is for the Scouts to have a good time!

A WORD ABOUT OUR VILLAGES –(all programs are subject to change)

A. The High Seas Adventure(designed for 1st year or Tigers)

Ahoy mates and welcome to the High Seas! Grab your fishing pole and your bathing suit because you are going on an adventure with your captain and first mate. You will battle another ship in a sponge war, make your own boat to race down a rain gutter, learn knots with edible string, and end your stay on a treasure hunt looking for buried treasure!

B. The Medieval Castle(Designed for wolf cubs)

Walk over the drawbridge and back into medieval times. As a squire you will create your own hats and tunics to wear to the final dinner. You will decorate your tunic with your own coat of arms before participating in the royal tournament. Test your strength, aim, and teamwork skills to earn your knighthood into the royal court. After you have been knighted you may be called upon to defend your castle from intruders and dragons using the castles own catapult!

C. The Pioneer Fort(Designed for Bear cubs)

Howdy partner! Get ready for life in the 1800's when you step inside Fort Radcliff to meet your sheriff. You will spend your days as a settler would, making candles, homemade ice cream, and pioneer toys. You will also be able to play a pioneer game of kickball, go panning for gold in a creek bed, and eat your ice cream before becoming an honorary deputy for the rest of your stay.

D. The Native American Village(Designed for 1st year WEBELOS)

Welcome to life before the settlers came to America. With a longhouse and a totem pole, you will feel as though you have stepped back in time. While in this Village you will create different crafts, such as dream catchers and choker necklaces you will also learn about the beliefs behind the crafts. A game of lacrosse and spear throwing will sharpen your Native American skills and you will leave with a new appreciation of the Native American culture. This Village is geared towards 1st year Webelos Scouts.

E. The Mountain Man Brigade(Designed for WEBELOS II Scouts)

Welcome to the rugged life on the frontier. Learn about and try building your own campsite improvement with the other seven people in your brigade. Sharpen your fire building skills because you will be cooking your own dinner over a fire you have created! To round out this adventure you will learn all about Boy Scouting and the programs offered to you as a Boy Scout by the Order of the Arrow Coordinator. This Village is geared towards 2nd year Webelos Scouts.

CAMP WIDE PROGRAM FEATURES

Campers are encouraged to attend these programs with their Villages. Children not participating with the rest of the Village are the full responsibility of the parents or guardians. Due to the amount of people in camp one may only attend program areas at your Village's designated time or during open program.

Boating – Rowboats and canoes make up our Lake Wellington waterfront, and are very popular. There are designated rules as to who may use the boats dependant upon the swim test. Check with the aquatics staff for specific rules regarding boating. Scouts learn boating skills while participating in fun games on the water.

Swimming – Our pool is used primarily for completing swimming requirements, water games and Webelos aquanaut requirements. [Due to health regulations Lake Wellington cannot be used for swimming]

Archery – This very popular program is available to all Villages, specific activities will vary based on Village theme.

Fishing – Campers of all ages can try to catch “the big one” in the well-stocked Wellington Lake. This year we will be able to fish from the boats.

Nature – There is no better place to explore Nature than at Camp Cutler using our newly completed Don Whitcomb Nature Center and Nature trail.

Shooting Sports –(BB gun rules allow youth 9 years old or a WEBELOS to shoot) Castle, Fort, and High Seas will come and try their hand at slingshots. Shooting at targets Scouts learn early the safety rules around a range. Native American and Mountain Man Scouts that are 9 years of age and older will participate in the air gun range. The air rifles will also be made available for those 9 years of age and older in other areas on the second day's open program time.

Campfires – On the first and last nights of camp, camp-wide campfires are planned. The first camp fire is camp-wide and performed by the camp staff. The second night's campfire is done in the village to allow Scouts to plan for the third night's campfire. At the closing campfire, on the last evening, campers and adults will be performing for staff and guests. During WEBELOS weeks the scouts may attend 4 camp wide campfires.

Scout's Own - A multi-faith spiritual celebration on the first night of camp. Service includes songs, readings, stories, and prayers. All Scouts and adults are strongly encouraged to attend.

CAMP SCHEDULE

High Seas

DESIGNED FOR 1ST YEAR SCOUTS/TIGER CUBS

TIME	SUNDAY / THURSDAY	TIME	MONDAY / FRIDAY	TIME	TUESDAY / SATURDAY
		6:30-7:00	Polar Bear Swim	6:30-7:00	Polar Bear Swim
		7:30	Village flags	7:30	Village Flags
		7:45	Camp Flags (reveille)	7:45	Camp Flags (reveille)
		8:00-9:00	Breakfast	8:00-9:00	Breakfast
		9:00-9:45	Village	9:00-9:45	Village
1:30-2:00	Arrive and Stow gear, change into B-suit	9:55-10:40	Nature	9:55-10:40	Nature
2:00-5:00	Camp Tours every ½ hour from Office Porch	10:50-11:35	Shooting Sports	10:50-11:35	Shooting Sports
		12:00-1:00	Lunch	12:00-1:00	Lunch
		1:00-2:00	Siesta	1:00-2:00	Siesta
		2:00-2:45	Archery	2:00-2:45	Archery
5:00-5:30	Village Orientation	2:55-3:40	Free/Fishing	2:55-3:40	Village
5:40	Village Flags	3:50-4:35	Swimming	3:50-4:35	Swimming
5:50	Flags (Retreat)	4:45-5:30	Boating	4:45-5:30	Boating
6:00	Dinner	5:40	Village Flags	5:40	Village Flags
7:15	Scout's Own Service	5:50	Camp Flags (retreat)	5:50	Camp Flags (retreat)
8:00	Opening Campfire	6:00-7:00	Dinner	6:00-7:00	Dinner
9:15	Leader's Meeting (adults)	7:00-8:30	Open Program	7:15	Closing Campfire
10:00	Lights Out	8:30-9:30	Campfire	8:15	Camp Dismissed

CAMP SCHEDULE

Castle

DESIGNED FOR WOLF SCOUTS

TIME	SUNDAY / THURSDAY	TIME	MONDAY / FRIDAY	TIME	TUESDAY / SATURDAY
		6:30-7:00	Polar Bear Swim	6:30-7:00	Polar Bear Swim
		7:30	Village flags	7:30	Village Flags
		7:45	Camp Flags (reveille)	7:45	Camp Flags (reveille)
		8:00-9:00	Breakfast	8:00-9:00	Breakfast
		9:00-9:45	Shooting Sports	9:00-9:45	Shooting Sports
1:30-2:00	Arrive and Stow gear, change into B-suit	9:55-10:40	Village	9:55-10:40	Free/Fishing
2:00-5:00	Camp Tours every $\frac{1}{2}$ hour from Office Porch	10:50-11:35	Nature	10:50-11:35	Nature
		12:00-1:00	Lunch	12:00-1:00	Lunch
		1:00-2:00	Siesta	1:00-2:00	Siesta
		2:00-2:45	Swimming	2:00-2:45	Swimming
5:00-5:30	Village Orientation	2:55-3:40	Boating	2:55-3:40	Boating
5:40	Village Flags	3:50-4:35	Archery	3:50-4:35	Archery
5:50	Flags (Retreat)	4:45-5:30	Village	4:45-5:30	Village
6:00	Dinner	5:40	Village Flags	5:40	Village Flags
7:15	Scout's Own Service	5:50	Camp Flags (retreat)	5:50	Camp Flags (retreat)
8:00	Opening Campfire	6:00-7:00	Dinner	6:00-7:00	Dinner
9:15	Leader's Meeting (adults)	7:00-8:30	Open Program	7:15	Closing Campfire
10:00	Lights Out	8:30-9:30	Campfire	8:15	Camp Dismissed

CAMP SCHEDULE

Fort

DESIGNED FOR BEAR SCOUTS

TIME	SUNDAY / THURSDAY	TIME	MONDAY / FRIDAY	TIME	TUESDAY / SATURDAY
		6:30-7:00	Polar Bear Swim	6:30-7:00	Polar Bear Swim
		7:30	Village flags	7:30	Village Flags
		7:45	Camp Flags (reveille)	7:45	Camp Flags (reveille)
		8:00-9:00	Breakfast	8:00-9:00	Breakfast
		9:00-9:45	Village	9:00-9:45	Village
1:30-2:00	Arrive and Stow gear, change into B-suit	9:55-10:40	Shooting Sports	9:55-10:40	Shooting Sports
2:00-5:00	Camp Tours every $\frac{1}{2}$ hour from Office Porch	10:50-11:35	Archery	10:50-11:35	Archery
		12:00-1:00	Lunch	12:00-1:00	Lunch
		1:00-2:00	Siesta	1:00-2:00	Siesta
		2:00-2:45	Free/Fishing	2:00-2:45	Village
5:00-5:30	Village Orientation	2:55-3:40	Nature	2:55-3:40	Nature
5:40	Village Flags	3:50-4:35	Boating	3:50-4:35	Boating
5:50	Flags (Retreat)	4:45-5:30	Swimming	4:45-5:30	Swimming
6:00	Dinner	5:40	Village Flags	5:40	Village Flags
7:15	Scout's Own Service	5:50	Camp Flags (retreat)	5:50	Camp Flags (retreat)
8:00	Opening Campfire	6:00-7:00	Dinner	6:00-7:00	Dinner
9:15	Leader's Meeting (adults)	7:00-8:30	Open Program	7:15	Closing Campfire
10:00	Lights Out	8:30-9:30	Campfire	8:15	Camp Dismissed

CAMP SCHEDULE

Native American

DESIGNED FOR WEBELOS 1 SCOUTS

TIME	SUNDAY / THURSDAY	TIME	MONDAY / FRIDAY	TIME	TUESDAY / SATURDAY
		6:30-7:00	Polar Bear Swim	6:30-7:00	Polar Bear Swim
		7:30	Village flags	7:30	Village Flags
		7:45	Camp Flags (reveille)	7:45	Camp Flags (reveille)
		8:00-9:00	Breakfast	8:00-9:00	Breakfast
		9:00-9:45	Village	9:00-9:45	Village
1:30-2:00	Arrive and Stow gear, change into B-suit	9:55-10:40	Archery	9:55-10:40	Archery
2:00-5:00	Camp Tours every ½ hour from Office Porch	10:50-11:35	Free/Fishing	10:50-11:35	Village
		12:00-1:00	Lunch	12:00-1:00	Lunch
		1:00-2:00	Siesta	1:00-2:00	Siesta
		2:00-2:45	Boating	2:00-2:45	Boating
5:00-5:30	Village Orientation	2:55-3:40	Swimming	2:55-3:40	Swimming
5:40	Village Flags	3:50-4:35	Shooting Sports	3:50-4:35	Shooting Sports
5:50	Flags (Retreat)	4:45-5:30	Nature	4:45-5:30	Nature
6:00	Dinner	5:40	Village Flags	5:40	Village Flags
7:15	Scout's Own Service	5:50	Camp Flags (retreat)	5:50	Camp Flags (retreat)
8:00	Opening Campfire	6:00-7:00	Dinner	6:00-7:00	Dinner
9:15	Leader's Meeting (adults)	7:00-8:30	Open Program	7:15	Closing Campfire
10:00	Lights Out	8:30-9:30	Campfire	8:15	Camp Dismissed

Camp Schedule

Mountain Man 1

DESIGNED FOR WEBELOS II SCOUTS

TIME	SUNDAY / THURSDAY	TIME	MONDAY / FRIDAY	TIME	TUESDAY / SATURDAY
		6:30-7:00	Polar Bear Swim	6:30-7:00	Polar Bear Swim
		7:30	Village flags	7:30	Village Flags
		7:45	Camp Flags (reveille)	7:45	Camp Flags (reveille)
		8:00-9:00	Breakfast	8:00-9:00	Breakfast
		9:00-9:45	Nature	9:00-9:45	Nature
1:30-2:00	Arrive and Stow gear, change into B-suit	9:55-10:40	Swimming	9:55-10:40	Swimming
2:00-5:00	Camp Tours every $\frac{1}{2}$ hour from Office Porch	10:50-11:35	Boating	10:50-11:35	Boating
		12:00-1:00	Lunch	12:00-1:00	Lunch
		1:00-2:00	Siesta	1:00-2:00	Siesta
		2:00-2:45	Shooting Sports	2:00-2:45	Shooting Sports
5:00-5:30	Village Orientation	2:55-3:40	Archery	2:55-3:40	Archery
5:40	Village Flags	3:50-4:35	Village	3:50-4:35	Free/Fishing
5:50	Flags (Retreat)	4:45-5:30	Village	4:45-5:30	Village
6:00	Dinner	5:40	Village Flags	5:40	Village Flags
7:15	Scout's Own Service	5:50	Camp Flags (retreat)	5:50	Camp Flags (retreat)
8:00	Opening Campfire	6:00-7:00	Dinner	6:00-7:00	Dinner
9:15	Leader's Meeting (adults)	7:00-8:30	Open Program	7:15	Closing Campfire
10:00	Lights Out	8:30-9:30	Campfire	8:15	Camp Dismissed

Camp Schedule

Mountain Man 2

DESIGNED FOR WEBELOS II SCOUTS

TIME	SUNDAY / THURSDAY	TIME	MONDAY / FRIDAY	TIME	TUESDAY / SATURDAY
		6:30-7:00	Polar Bear Swim	6:30-7:00	Polar Bear Swim
		7:30	Village flags	7:30	Village Flags
		7:45	Camp Flags (reveille)	7:45	Camp Flags (reveille)
		8:00-9:00	Breakfast	8:00-9:00	Breakfast
		9:00-9:45	Archery	9:00-9:45	Archery
1:30-2:00	Arrive and Stow gear, change into B-suit	9:55-10:40	Boating	9:55-10:40	Boating
2:00-5:00	Camp Tours every $\frac{1}{2}$ hour from Office Porch	10:50-11:35	Swimming	10:50-11:35	Swimming
		12:00-1:00	Lunch	12:00-1:00	Lunch
		1:00-2:00	Siesta	1:00-2:00	Siesta
		2:00-2:45	Nature	2:00-2:45	Nature
5:00-5:30	Village Orientation	2:55-3:40	Shooting Sports	2:55-3:40	Shooting Sports
5:40	Village Flags	3:50-4:35	Village	3:50-4:35	Village
5:50	Flags (Retreat)	4:45-5:30	Village	4:45-5:30	Free/Fishing
6:00	Dinner	5:40	Village Flags	5:40	Village Flags
7:15	Scout's Own Service	5:50	Camp Flags (retreat)	5:50	Camp Flags (retreat)
8:00	Opening Campfire	6:00-7:00	Dinner	6:00-7:00	Dinner
9:15	Leader's Meeting (adults)	7:00-8:30	Open Program	7:15	Closing Campfire
10:00	Lights Out	8:30-9:30	Campfire	8:15	Camp Dismissed

Time	Thursday	Friday	Saturday	Sunday	Monday	Tuesday	
6:30		Polar Bear swim	Polar Bear swim	Wake up, Break down Camp, and Breakfast	Polar Bear swim	Polar Bear swim	
7:30		Village Flags	Village Flags		Village Flags	Village Flags	
7:45		Camp Flags	Camp Flags		Camp Flags	Camp Flags	
8:00		Breakfast	Breakfast		Breakfast	Breakfast	
9:00	Arrival, Check in, Stow Gear, Medical Check, Swim Check, Camp Tour	Nature	Nature	Return Hike to CSAC and Conservation Project	Nature	Nature	
9:55		Swimming	Swimming		Swimming	Swimming	
10:50		Boating	Boating		Boating	Boating	
12:00		Lunch	Lunch		Lunch	Lunch	
1:00					Swimming		
1:30			Siesta	Siesta	Siesta	Siesta	
2:00			Shooting Sports	Hike to Woodard Field for overnight	Free	Shooting Sports	Shooting Sports
2:55			Archery		Archery	Archery	Archery
3:50		Sports/Fishing	Shooting Sports		Village	Sports/Fishing	
4:45	Village Orientation and Flags	Village	Village		Village	Village	
5:40		Village Flags	Village Flags	Village Flags	Village Flags		
5:50	Camp Flags	Camp Flags	Camp Flags	Camp Flags	Camp Flags		
6:00	Dinner	Dinner	Dinner	Dinner	Dinner	Dinner	
7:00	Scout's Own Service		Village Program Time and Campfire at Woodard Field	Scout's Own Service		Closing Campfire	
8:00	Opening Campfire	Open Program		Open Program	Open Program	Camp Dismissed	
9:00							
9:30	Leader's Meeting				Opening Campfire		
10:00	Lights Out	Lights Out	Lights Out	Lights Out	Lights Out		

WEBELOS WEEK SCHEDULE(subject to change)

Check-Out. . .

CHECK LIST

- _____1. Pack and secure all personal gear before the closing campfire ceremony.
- _____2. Clean out sleeping quarters.
- _____3. Clean out activity area and load gear into vehicles. [Vehicles may be brought to upper lot to load, but must promptly be moved back to the lower parking lot after gear is loaded.]
- _____4. The Village Director or Assistant Director will inspect all areas before approving departure.
- _____5. Complete and turn evaluations in to Village Director or Camp Office.
- _____6. Attend closing campfire.
- _____7. Pick up all medications from Camp Health Director.
- _____8. Leave the campsite in better condition than when you arrived.

Camp Forms. . .

- ***Mandatory Medical Forms* available at <http://www.senecawaterways.org>**
- **Medication Permission Form**
- **Dietary Needs Form**
- **Early Release of Minors information**
- **Early Release of Minors Form**

INDIVIDUALIZED ORDERS FOR: Name _____

DOB: _____

Weight: _____

If you wish your child to receive **ANY** medication during camp, the **New York State regulation requires written permission from your health care provider and parent.** This includes all prescriptions and/or over the counter medications. This written permission must be renewed annually.

All medication MUST be in the original container with the actual prescription label on them. As well as Epi-pens and Inhalers with the sticker on them for safety reasons.

Standard over the counter/PRN medications (Please list medications approved by the camper's healthcare provider that can be distributed as needed by the camper)

Drug Name	Route (please circle preferred formulation(s))	Dosage	Schedule and Indications	Camper healthcare provider order	Comments
Acetaminophen	PO (chewable tabs, elixir or tabs)	Per label instructions by age/weight	Q 4 hr prn for pain or fever > _____ F	Yes No	
Ibuprofen	PO (elixir or tabs)	Per label instructions by age/weight	Q 6-8 hr prn for pain	Yes No	
Benadryl (or generic equiv.)	PO (elixir or tabs)	Per label instructions by age/weight	Q 6 hr prn for itching or allergic symptoms	Yes No	
				Yes No	

Prescription Medications (Please complete with patient's current regimen for both scheduled and prn medications ; use 2nd page if needed)

Drug Name	Route	Dosage	Schedule and Indications	Comments

Parent/Guardian permission Signature: _____ Date: _____

Camper's Health Care Provider Name: _____ Phone# _____

Address: _____ License # _____

Signature: _____ Date: _____

**CUB SCOUT ADVENTURE CAMP (CSAC)
at J. Warren Cutler Scout Reservation**

DIETARY NEEDS FORM

In order to better serve you, we are asking that you complete this form if you have any special dietary needs for health or religious reasons. We will attempt to accommodate any reasonable request from within our resources.

Name: _____

Pack: _____ Den #: _____

Village: _____

Dates: _____ Session #: _____

Please List below anything you cannot eat:

Please return before June 15th:

To: CSAC – Dave Cheney
Seneca Waterways Council
474 East Avenue
Rochester, NY 14607-1992

fax: 585-244-9403
email: dave.cheney@senecawaterways.org

SENECA WATERWAYS COUNCIL'S EARLY RELEASE OF MINORS POLICY

Scheduled or unscheduled release of a minor will undergo the following procedures:

- The Camp Director must have a written notification, preferably the SENECA WATERWAYS COUNCIL / CSAC Minor Release Form from the parent or guardian having custody of the child and who signed the child's health form, through the Scout leader in charge of the unit upon check-in.
- Upon arrival of the adult having permission to pick up the camper from the camp, the adult must check in with the Camp Director at the Camp office. The identification check will be completed. In an emergency, the Release Form can be completed at the camp upon verification of information.
- The Camp Director will notify the adult leader of the unit, who will verify whether this is the correct adult to pick up the camper. If the adult picking up the camper is the correct person confirmed by the adult camp leader, the boy will then be contacted and released to the adult by the Camp Director.
- If the child is not directly related to the adult leader, two-deep leadership guidelines as stated in the youth protection training must be followed for transportation. If returning to the camp property, the adult leader must check in with the Camp Director.

Identification Check:

1. Telephone number check
2. Presentation to Camp Director of a written notification to remove any minor camper. The parent or guardian who signed the youth's Health Form must sign this release authorization.
3. The Camp Director will review the camper's file for a signature match.
4. A leader from the camper's unit will be called to the Camp office for the purpose of consultation with the Camp Director.
5. The parent or guardian of record, the unit leader, and the Camp Director must agree that the departure is acceptable.
6. **Under no circumstances will a camper be released if these conditions are not met.**

Seneca Waterways Council / CSAC Minor Release Form

CAMPER'S INFORMATION *(please print)*

Name:
Address:
Phone number:
CSAC Village:
Reason for early release:

UNIT INFORMATION

Unit#:
Unit leader's name:
Address:
Phone number:
CSAC Village:

PERSON AUTHORIZED FOR PICKUP

Name:
Address:
Phone Number:
Proof of Identification:

APPROVAL SIGNATURES *(signature and date)*

Unit Leader:
Camp Director:
Transporting Adult:

This form must be kept on file in the Cub Scout Adventure Camp office.

This guide belongs to:

Family _____

Pack # _____

Village _____ Session _____

*HAVE YOU SIGNED UP FOR
CSAC 2012?*

Reservations are now being accepted!
(Stop in the Scout shop or camp office for more details.)

DON'T MISS OUT ON THE FUN...

RESERVE EARLY FOR THE BEST SELECTION OF DATES!

REFERRALS FOR POTENTIAL STAFF ARE ALWAYS WELCOME.